

Categories LED Product
Product Downlight LED

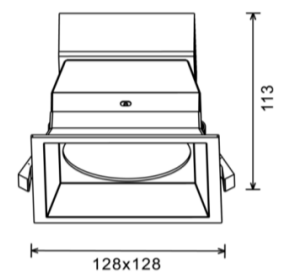


Feature

Equipped with non-flicking driver and high lumen COB led Chip
 Option for 1-10V or Dali Dimming and color changing driver.
 Housing color available in White / Grey / Black



Body and trim color

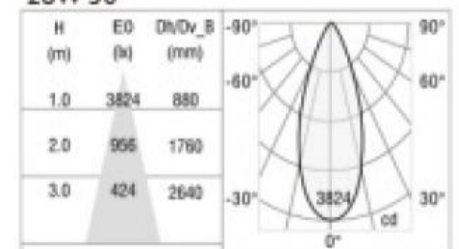
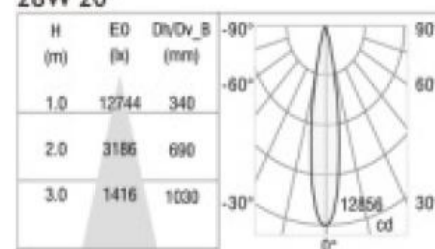
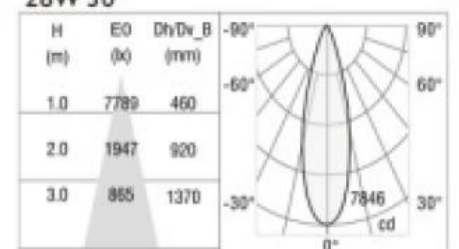


Specification

Housing	Made from Die-cast Aluminium.
Housing color	With powder color coating in White.
Reflector	High grade anodized aluminium.
Installation	Recessed Mounted
Standard	TIS.1955-2551

Electrical and Lamp Characteristic

Lamp type	LED
Power	28W
Input Voltage	220-240Vac
Power Factor	>0.9
Luminous Flux	2600lm / 2700lm
Lumen/Watt	92lm/W / 96lm/W
Color Temp.	3000K / 4000K
CRI	>80
Beam Angle	20° / 30° / 50°
LED Life Time (L70)	50,000 Hrs
Operating Temp.	-15 °C - 35 °C
Dimension (mm.)	(W)128 x (L)128 x (H)113

28W 50°

28W 20°

28W 30°


LED and Driver

or equivalent